

COL863: Quantum Computation and Information

Ragesh Jaiswal, CSE, IIT Delhi

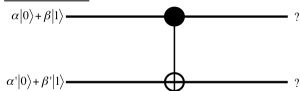
Introduction

- Multiple qubit gates:

- Claim: We saw that there is a quantum analogue of the classical NOT gate. If there is a similar analogue for NAND gate, then any classical logic circuit will have a quantum analogue.
- Why should the above claim hold? **NAND gate is a universal gate.**
- Does a quantum analogue of NAND gate exist? **No**
- Is there a reversible gate that is universal for quantum computation? **Yes**
 - This is called the **controlled-NOT** gate or CNOT gate.
 - More precisely, the matrix representing the gate is given by

$$U_{CN} = \begin{bmatrix} 1 & 0 & 0 & 0 \\ 0 & 1 & 0 & 0 \\ 0 & 0 & 0 & 1 \\ 0 & 0 & 1 & 0 \end{bmatrix}$$

- Question: What is the output of the following circuit?

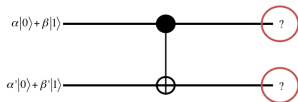


- Multiple qubit gates:

- Claim: We saw that there is a quantum analogue of the classical NOT gate. If there is a similar analogue for NAND gate, then any classical logic circuit will have a quantum analogue.
- Why should the above claim hold? **NAND gate is a universal gate.**
- Does a quantum analogue of NAND gate exist? **No**
- Is there a reversible gate that is universal for quantum computation? **Yes**
 - This is called the **controlled-NOT** gate or CNOT gate.
 - More precisely, the matrix representing the gate is given by

$$U_{CN} = \begin{bmatrix} 1 & 0 & 0 & 0 \\ 0 & 1 & 0 & 0 \\ 0 & 0 & 0 & 1 \\ 0 & 0 & 1 & 0 \end{bmatrix}$$

- Question: What is the output of the following circuit?

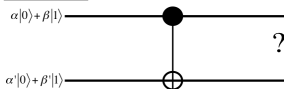


- Multiple qubit gates:

- Claim: We saw that there is a quantum analogue of the classical NOT gate. If there is a similar analogue for NAND gate, then any classical logic circuit will have a quantum analogue.
- Why should the above claim hold? NAND gate is a universal gate.
- Does a quantum analogue of NAND gate exist? No
- Is there a reversible gate that is universal for quantum computation? Yes
 - This is called the **controlled-NOT** gate or CNOT gate.
 - More precisely, the matrix representing the gate is given by

$$U_{CN} = \begin{bmatrix} 1 & 0 & 0 & 0 \\ 0 & 1 & 0 & 0 \\ 0 & 0 & 0 & 1 \\ 0 & 0 & 1 & 0 \end{bmatrix}$$

- Question: What is the output of the following circuit?

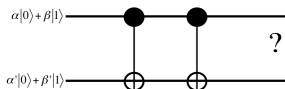


- Multiple qubit gates:

- Claim: We saw that there is a quantum analogue of the classical NOT gate. If there is a similar analogue for NAND gate, then any classical logic circuit will have a quantum analogue.
- Why should the above claim hold? **NAND gate is a universal gate.**
- Does a quantum analogue of NAND gate exist? **No**
- Is there a reversible gate that is universal for quantum computation? **Yes**
 - This is called the **controlled-NOT** gate or CNOT gate.
 - More precisely, the matrix representing the gate is given by

$$U_{CN} = \begin{bmatrix} 1 & 0 & 0 & 0 \\ 0 & 1 & 0 & 0 \\ 0 & 0 & 0 & 1 \\ 0 & 0 & 1 & 0 \end{bmatrix}$$

- Question: What is the output of the following circuit?

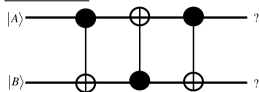


- Multiple qubit gates:

- Claim: We saw that there is a quantum analogue of the classical NOT gate. If there is a similar analogue for NAND gate, then any classical logic circuit will have a quantum analogue.
- Why should the above claim hold? **NAND gate is a universal gate.**
- Does a quantum analogue of NAND gate exist? **No**
- Is there a reversible gate that is universal for quantum computation? **Yes**
 - This is called the **controlled-NOT** gate or CNOT gate.
 - More precisely, the matrix representing the gate is given by

$$U_{CN} = \begin{bmatrix} 1 & 0 & 0 & 0 \\ 0 & 1 & 0 & 0 \\ 0 & 0 & 0 & 1 \\ 0 & 0 & 1 & 0 \end{bmatrix}$$

- Question: What is the output of the following circuit?



- Multiple qubit gates:

- Claim: We saw that there is a quantum analogue of the classical NOT gate. If there is a similar analogue for NAND gate, then any classical logic circuit will have a quantum analogue.
- Why should the above claim hold? **NAND gate is a universal gate.**
- Does a quantum analogue of NAND gate exist? **No**
- Is there a reversible gate that is universal for quantum computation? **Yes the CNOT gate**
 - This is called the **controlled-NOT** gate or CNOT gate.
 - More precisely, the matrix representing the gate is given by

$$U_{CN} = \begin{bmatrix} 1 & 0 & 0 & 0 \\ 0 & 1 & 0 & 0 \\ 0 & 0 & 0 & 1 \\ 0 & 0 & 1 & 0 \end{bmatrix}$$

- Claim: *Any multiple qubit logic gate may be composed from CNOT and single qubit gates.*

- Multiple qubit gates:
 - Claim: We saw that there is a quantum analogue of the classical NOT gate. If there is a similar analogue for NAND gate, then any classical logic circuit will have a quantum analogue.
 - Why should the above claim hold? **NAND gate is a universal gate.**
 - Does a quantum analogue of NAND gate exist? **No**
 - Is there a reversible gate that is universal for quantum computation? **Yes the CNOT gate**

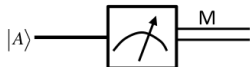
- Measurements:
 - We now have a high-level understanding of how a quantum circuit evolves. What can be obtain or measure from the circuit?
 - We said that we can measure a qubit in the computation basis $|0\rangle$ and $|1\rangle$ which are just one orthonormal basis. Can we measure in some other orthonormal basis?

- Measurements:

- We now have a high-level understanding of how a quantum circuit evolves. What can be obtain or measure from the circuit?
- We said that we can measure a qubit in the computation basis $|0\rangle$ and $|1\rangle$ which are just one orthonormal basis. Can we measure in some other orthonormal basis? **Yes**
 - We can measure in any orthonormal basis $|a\rangle, |b\rangle$. If the state of the qubit can be expressed as $\alpha|a\rangle + \beta|b\rangle$, then the measurement result is a with probability $|\alpha|^2$ and b with probability $|\beta|^2$.
 - One such popular basis is the $|+\rangle, |-\rangle$ basis that are expressed as $|+\rangle = \frac{|0\rangle+|1\rangle}{\sqrt{2}}$ and $|-\rangle = \frac{|0\rangle-|1\rangle}{\sqrt{2}}$.
 - Question: Express $\alpha|0\rangle + \beta|1\rangle$ in the $|+\rangle, |-\rangle$ basis.

● Measurements:

- We now have a high-level understanding of how a quantum circuit evolves. What can be obtain or measure from the circuit?
- We said that we can measure a qubit in the computation basis $|0\rangle$ and $|1\rangle$ which are just one orthonormal basis. Can we measure in some other orthonormal basis? **Yes**
 - We can measure in any orthonormal basis $|a\rangle, |b\rangle$. If the state of the qubit can be expressed as $\alpha|a\rangle + \beta|b\rangle$, then the measurement result is a with probability $|\alpha|^2$ and b with probability $|\beta|^2$.
 - One such popular basis is the $|+\rangle, |-\rangle$ basis that are expressed as $|+\rangle = \frac{|0\rangle+|1\rangle}{\sqrt{2}}$ and $|-\rangle = \frac{|0\rangle-|1\rangle}{\sqrt{2}}$.
 - In quantum circuit diagrams, measurement of a qubit is represented as below:

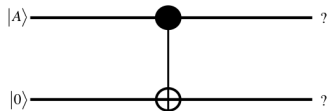


Introduction

Quantum circuit

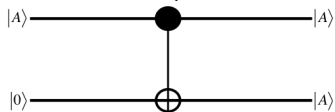
- Some exercises:

- What is the output of the following circuit?



- Some exercises:

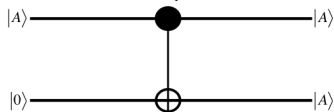
- What is the output of the following circuit?



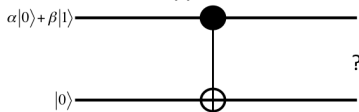
- So, is the above circuit a **qubit-copying** circuit?

- Some exercises:

- What is the output of the following circuit?

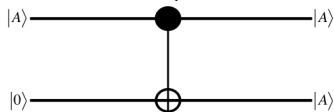


- So, is the above circuit a **qubit-copying** circuit? **No**
 - Consider what happens in the following circuit?



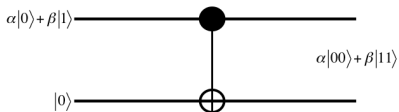
- Some exercises:

- What is the output of the following circuit?



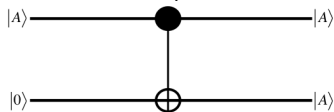
- So, is the above circuit a **qubit-copying** circuit? **No**

- Consider what happens in the following circuit?



- Some exercises:

- What is the output of the following circuit?



- So, is the above circuit a **qubit-copying** circuit? **No**
- **No-Cloning Theorem**: It is impossible to copy an unknown quantum state input.

- Some exercises:

- Let $\begin{bmatrix} p & q \\ r & s \end{bmatrix}$ be any unitary matrix representing a single-qubit gate Q . Consider the matrix:

$$M = \begin{bmatrix} 1 & 0 & 0 & 0 \\ 0 & 1 & 0 & 0 \\ 0 & 0 & p & q \\ 0 & 0 & r & s \end{bmatrix}$$

Is this matrix unitary?

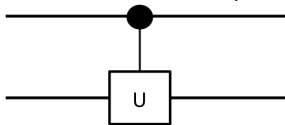
- Some exercises:

- Let $\begin{bmatrix} p & q \\ r & s \end{bmatrix}$ be any unitary matrix representing a single-qubit gate U . Consider the matrix:

$$M = \begin{bmatrix} 1 & 0 & 0 & 0 \\ 0 & 1 & 0 & 0 \\ 0 & 0 & p & q \\ 0 & 0 & r & s \end{bmatrix}$$

Is this matrix unitary? **Yes**

- So, this is a valid two-qubit quantum gate and is represented as:

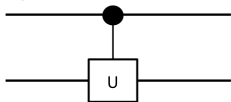


- Some exercises:

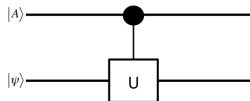
- Let $\begin{bmatrix} p & q \\ r & s \end{bmatrix}$ be any unitary matrix representing a single-qubit gate U .

Consider the matrix: $M = \begin{bmatrix} 1 & 0 & 0 & 0 \\ 0 & 1 & 0 & 0 \\ 0 & 0 & p & q \\ 0 & 0 & r & s \end{bmatrix}$. Is this matrix unitary? **Yes**

- So, this is a valid two-qubit quantum gate and is represented as:



- Question: Draw the quantum truth table for the circuit below:

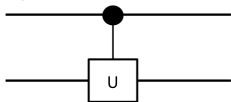


- Some exercises:

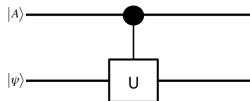
- Let $\begin{bmatrix} p & q \\ r & s \end{bmatrix}$ be any unitary matrix representing a single-qubit gate U .

Consider the matrix: $M = \begin{bmatrix} 1 & 0 & 0 & 0 \\ 0 & 1 & 0 & 0 \\ 0 & 0 & p & q \\ 0 & 0 & r & s \end{bmatrix}$. Is this matrix unitary? **Yes**

- So, this is a valid two-qubit quantum gate and is represented as:



- Question: Draw the quantum truth table for the circuit below:



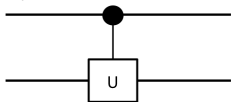
Input qubits	Output qubits
$ 0\rangle \psi\rangle$	$ 0\rangle \psi\rangle$
$ 1\rangle \psi\rangle$	$ 1\rangle U(\psi\rangle)$

- Some exercises:

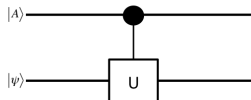
- Let $\begin{bmatrix} p & q \\ r & s \end{bmatrix}$ be any unitary matrix representing a single-qubit gate U .

Consider the matrix: $M = \begin{bmatrix} 1 & 0 & 0 & 0 \\ 0 & 1 & 0 & 0 \\ 0 & 0 & p & q \\ 0 & 0 & r & s \end{bmatrix}$. Is this matrix unitary? **Yes**

- So, this is a valid two-qubit quantum gate and is represented as:



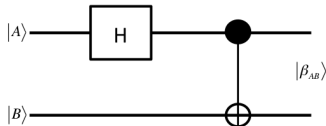
- Question: Draw the quantum truth table for the circuit below:



Input qubits	Output qubits
$ 0\rangle \psi\rangle$	$ 0\rangle \psi\rangle$
$ 1\rangle \psi\rangle$	$ 1\rangle U(\psi\rangle)$

- This is known as the **controlled-U** gate. The U gate is conditionally applied to the second qubit.

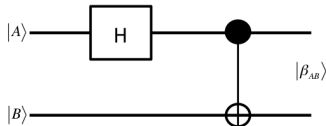
- Some exercises:
 - What is the output of the following circuit for different input states as shown:



In	Out
$ 00\rangle$?
$ 01\rangle$?
$ 10\rangle$?
$ 11\rangle$?

- Some exercises:

- What is the output of the following circuit for different input states as shown:



In	Out
$ 00\rangle$	$\frac{ 00\rangle + 11\rangle}{\sqrt{2}} \equiv \beta_{00}\rangle$
$ 01\rangle$	$\frac{ 01\rangle + 10\rangle}{\sqrt{2}} \equiv \beta_{01}\rangle$
$ 10\rangle$	$\frac{ 00\rangle - 11\rangle}{\sqrt{2}} \equiv \beta_{10}\rangle$
$ 11\rangle$	$\frac{ 01\rangle - 10\rangle}{\sqrt{2}} \equiv \beta_{11}\rangle$

- $|\beta_{00}\rangle, |\beta_{01}\rangle, |\beta_{10}\rangle, |\beta_{11}\rangle$ are called **Bell states** or **EPR-pairs** or **EPR-states** (after Bell, Einstein, Podolsky, and Rosen). These exhibit interesting properties as we will see in our first application to **quantum-teleportation**.

End